
















Performance Monitoring Quarter 1 2018-19

Priffyrdd a Bwrdeistrefol

Service	Heading	2013-14 Annual Performance	2014-15 Annual Performance	2015-16 Annual Performance	2016-17 Annual Performance	2017-18 Annual Performance	Annual Performance 2018-19 to date	Trend
Highways	<b>THS/011a</b> Percentage of main roads (class A) which are in a poor condition	4.40	3.50	3.1	3.5	3.2		
Highways	<b>THS/011b</b> Percentage of roads (class B) which are in a poor condition	4.70	3.70	3.4	3.9	3.8		
Highways	<b>THS/011c</b> Percentage of roads (class C) which are in a poor condition	14.70	14.2	15.8	15.2	14.1		
Highways	<b>THS/009</b> Number of calendar days taken on average during the year to repair all faults in street lamps	2.70	3.50	2.76	2.52	2.77	2.6	
Highways	<b>PB8</b> Percentage of incidents of dangerous damage to roads and pavements which were repaired or made safe within 24 hours of the time that they were reported	97.20	97.00	97.8	98	98	98	
Highways	<b>PB9</b> Percentage of safety inspections completed within the specified time	98.30	98.00	99	99	99	99	
Street Services	<b>STS/005a</b> Measure of the Cleanliness and Appearance of Streets	73.5	70.65	76.26	75.7	71.95	74.5	
Street Services	<b>STS/005b</b> Percentage of highways and relevant land inspected which have high or acceptable hygiene standards	93.5	94.3	96.7	96.55	94.10	98.04	

Street Services	<b>STS/006</b> Percentage of cases of fly tipping on relevant land which is cleared within five working days of the time that they are	97.3	96.5	96.50	97.90	97.00	95.30	
-----------------	--	------	------	-------	-------	-------	-------	---

Street Services	<b>PB15</b> Canran o'r graffiti/posteri sy'n ymguddio arwyddion traffig ac yn achosi peryglon, glanhawyd/cliriwyd o fewn 24 awr i'r amser hysbyswyd.	100	100	100.00	100	100	100	
Street Services	<b>PB16</b> Canran o'r graffiti/posteri hiliol/tramgwyddol ar eiddo'r Cyngor,	100	100	100.00	100	100	100	
Waste and Recycling	<b>WMT/004</b> Canran y gwastraff trefol yrrwyd l'w dirlenwi	45.94	43.33	34.34	30.62	24.33	17.30	
Waste and Recycling	<b>WMT/009</b> Canran y gwastraff trefol a gesglir gan yr Awdurdod Lleol ac a gaiff ei baratoi ar gyfer ei aildddefnyddio, ailgylchu neu ei	54.3	55.25	58.7	62.34	60.01	64.33	
Waste and Recycling	<b>PB51</b> Percentage of graffiti/posters which hide traffic signs and cause dangers, cleaned/ cleared within 24 hours of the time that they are	30.79	35.45	41.44	40.5	44.34	44.1	
Waste and Recycling	<b>PB60</b> Maximum tonnage of landfilled biodegradable waste (landfill allowance)	19650	18603	8147	16989	8103	2276	

Service	Heading	2013-14 Annual Performance	2014-15 Annual Performance	2015-16 Annual Performance	2016-17 Annual Performance	2017-18 Annual Performance	April - July 2018 Performance
Consultancy Department	Profit against the target	£120,000	£21,000	-£34,000	£95,619	£81,695	-£22,775

Service	Heading	2016-17 Performance	2017-18 Performance	April to July 2018-19 Performance
Consultancy Department	<b>BC-1</b> Customer satisfaction survey, the average figure given by clients for their building control service (Figure given out of a maximum satisfaction score of 10)	9.3	9.6	9.7
Consultancy Department	<b>BC-2</b> Percentage of full plans application approved / conditionally approved (first decision)	92.5	95.7	92.5
Consultancy Department	<b>BC-3</b> Average number of days taken to check full plans application (first decision)	15.0	16.1	13.6
Consultancy Department	<b>BC-4</b> Response time to attend dangerous structures, from notification (hours)	1.8	2	2